

**USING YOUR SILVER
THATCH CARD**
PAGE 2



**GROCERY STORES &
RENTAL CARS**
PAGE 3



**PLANNING WATER
ACTIVITIES**
PAGE 4

LET'S MAKE PLANS!

Compliments of Grand Cayman Villas and Condos, Guest Services



We're so pleased you've chosen *Grand Cayman Villas and Condos* for your vacation travels. We hope our attention to detail and knowledge of the island will provide your family with everything you need to make lasting memories.

Using Your Silver Thatch Card



As a thank you for booking your trip through our website, you will be receiving your own **Silver Thatch Card** from *Grand Cayman Villas and Condos*. A few weeks prior to your arrival, you will receive your personalized card in the mail. This membership card entitles you to a 10% discount on all regularly-priced goods and services offered by our preferred vendors:

[Cayman Luxury Charters](#)

[Slack'em Charters](#)

[Rick Mewburn- Fly-fishing](#)

[Eagle Ray's Dive Bar & Grill](#)

[The Lighthouse Restaurant](#)

[Rum Point Restaurant](#)

[Rum Point Wreck Bar & Grill](#)

[Tukka Restaurant & Bar](#)

[Red Sail Sports](#)

[The Sweet Spot \(Kiteboarding\)](#)

[Tortuga Divers](#)

[White Sand Watersports](#)

[Beach Bubbles](#)













[David Wolfe Photography](#)

* The discount is not applicable to special menus or bundled packages.

Download the Grand Cayman Villas and Condos App!



Log in using your email address and arrival date and have island information at your fingertips:

-  Your Villa Manager & Key Code
-  Google Maps With Turn-by-Turn Directions
-  Rental Cars and Vans
-  Grocery Stores
-  Restaurants
-  Baby Equipment Rentals
-  Chefs and Cooks
-  Health Clinics
-  Water Sport Equipment Rentals and Charters
-  SCUBA & Snorkel Excursions
-  Spas
-  Shopping













[**Click here for Apple app download**](#)

[**Click here for Android app download**](#)



Rental Cars

(Please click to go to website)

-  [Andy's](#) - Explorer, Mercedes, etc.
-  [Avis](#) - Wrangler's, Expeditions
-  [Budget](#) - Hyundai H-1 Vans, etc.
-  [Coconut Car](#) - Kia, Suzuki
-  [Economy](#) - Hyundai vans, Jeeps
-  [Hertz](#) - Sedans, Jeep Wrangler
-  [Marshall's](#) - Yaris, Mazda MVP, Hyundai vans, sedans
-  [Thrifty](#) - Yaris, Corolla, Taurus, Hyundai H-1 Van
-  [McCurley's Tours & Rental Cars](#) Will pick you up at airport and have rental car waiting at villa. Good choice for evening arrivals.
-  [Webster's Tours](#) - Private Limousine service

Island Insider! Fresh Fish

Local fishermen sell their day's fresh catch at umbrella tables near the water in George Town between Front Street and Mary Street. Bring a cooler with ice and plastic bag to hold your purchase.

Grocery Delivery

Kirk's Market

Full grocery selection

All Island Delivery

CI\$70 Delivery Fee

No Alcohol Delivery

Contact: [Joyce Forbes](#)

Cayman Shoppers

All Island Delivery

CI\$65 Delivery Fee

Will Deliver Alcohol

Contact: shop@caymanshoppers.com

Vino Veritas

Wide Selection of Wines

All Island Delivery

(Minimum Order CI\$50 for free delivery)

Contact: info@vino.ky

Child Care

AAA CAREGIVERS

(click for website)

Licensed, Reliable, Island Wide

\$25 US Flat Fee PLUS

Hourly Rate:

(Four Hour Minimum)

One child: \$15 US

Two Children: \$18 US

Three Children: \$21 US

Four + Children: \$36 US

(Cayman government regulations require two caregivers for four or more children)

Seven Mile Beach Condo Guests:
your on-site property manager may
have a list of recommended sitters.

Cell Phone

An island cell phone may be purchased at the curb-side gift shop at the airport for CI\$50 (\$61 US) that includes CI\$20 of talk credits. Minutes may be added at any gas station.

The gift shop is located to the left upon exiting customs.

ATM

Cayman National Bank has an ATM machine in the airport check-in area next to the vending machines. The ATM dispenses both CI\$ and US\$.

International fees apply.

Banks and ATMs are located in the districts of George Town, West Bay, and Seven Mile Beach. Please refer to our *Grand Cayman Villas and Condos* mobile app for a more detailed listing.

Equipment Rentals

www.EmptySuitcases.com

(click for website)

Cribs, car seats, playpens, kayaks, bikes, paddle boards, fishing poles and more

Will deliver to your villa.

Water Sports!

A Few of Our Recommendations

Please Refer to Our “Water Activities” Flyer for More Options

(click company name to go to website)

SCUBA and Snorkel Excursions - Reserve early [Ocean Frontiers](#) (North Side), [Red Sail Sports](#) (Island-wide), [DiveTech](#) (Seven Mile Beach)

Fishing Charter - Reserve Early. We recommend Jon Arch at [Slackem Charters](#). Our guests love his boat as well as his attitude! Please visit our mobile app or our “Water Activities” PDF for further recommendations.

Mangrove Bioluminescence Kayak Tours - [Cayman Kayaks](#)

Jet Ski Snorkel Safaris - [Red Sail Sports](#), [White Sand Water Sports](#)

Water Sport Equipment Needs - Snorkel & dive gear, kayaks, paddle boards, etc. [White Sand Water Sports](#), [Empty Suitcases](#)

SPOTLIGHT!

Tips for Purchasing A Great Fitting Dive Mask

1. **Take a regulator or snorkel along when trying on masks.** The only way to get a truly good fit is to try the snorkel and mask together.
2. **It's important to start with a mask(s) that best fit your face. Not everything in the dive shop will be an option.** Mask skirts generally range from 4 1/2 - 5 inches in width between the temples, but they vary greatly in shape.
3. **Remove the strap or push it to the side.** Water pressure is what seals the mask to your face, not strap pressure.
4. **Hold the mask up to your face making sure hair is out of the way.** Is there enough space between the skirt and the corners of the eyes? Also, does the mask rest comfortably under the mouth leaving room between skirt and lips?
5. **With snorkel in your mouth, GENTLY suck in air through the mouth and let go of the mask** (sucking too strong can distort the seal). Mask should be able to stay on the face for several seconds.
6. **Adjust the strap to LIGHTLY hug the back of the head.** Again, suck in air GENTLY through the nose. Mask should have a complete seal.
7. Local dive shops often carry limited selections. Don't be talked into a particular brand. Keep looking until you find the best fit. There is a difference!